

**AIR PUSH KEYPAD FUNCTIONS**

**1: BLOWER**

- 1<sup>st</sup> Press: Blower starts at high speed.
- 2<sup>nd</sup> Press: Blower changes to medium speed.
- 3<sup>rd</sup> Press: Wave mode.
- 4<sup>th</sup> Press: Blower stops.

**2: ON/OFF PUMP**

- 1<sup>st</sup> Press: The pump starts.
- 2<sup>nd</sup> Press: The pump stops.

**ADVANCED PROGRAMMING**

**INTEGRATED 20 MINUTE AUTOMATIC TIMER**

Integrated 20 minute automatic timer on the complete system. Count down starts with the last system turned on.

**DRYING CYCLE**

A 1 minute automatic drying cycle will start 20 minutes after the blower is turned off.

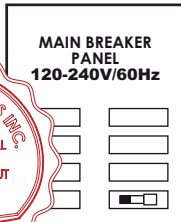
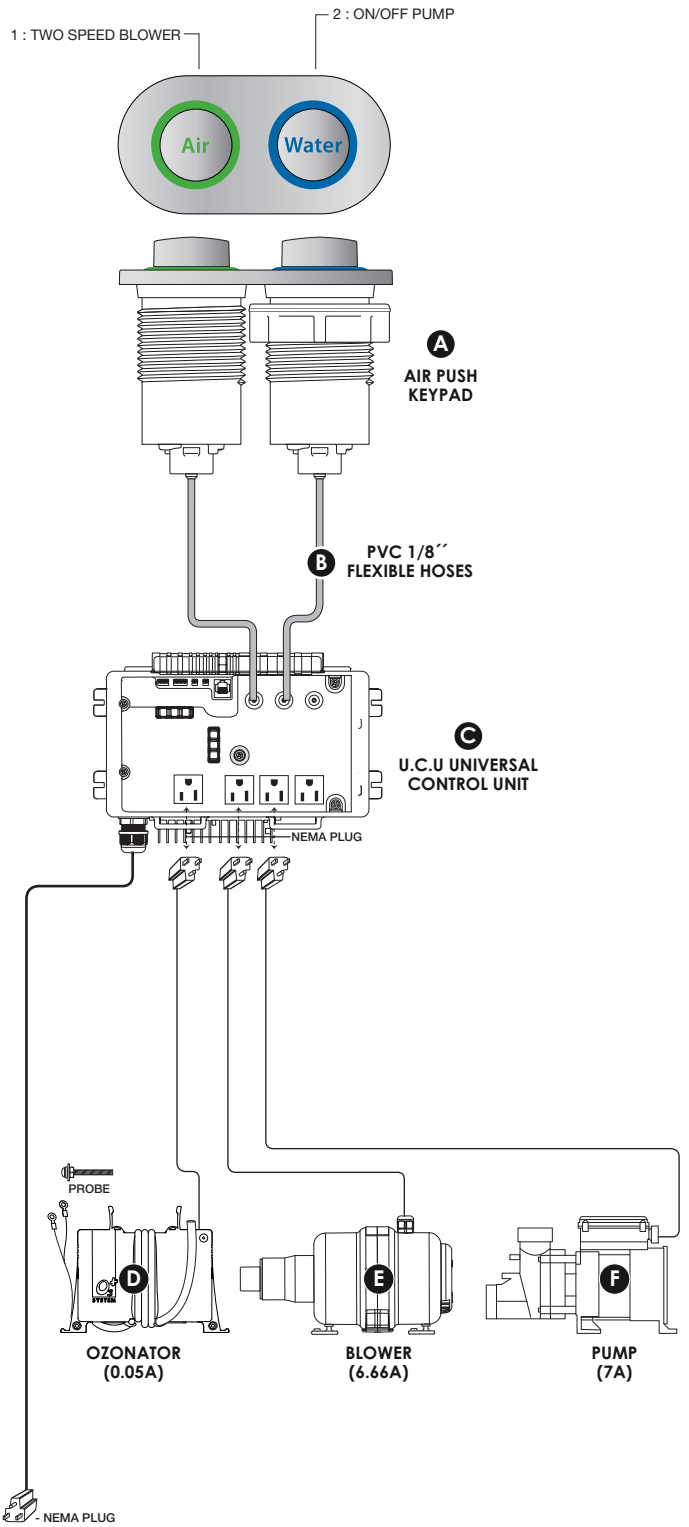
**OZONATOR CLEANING CYCLE**

A 15 minutes cleaning cycle begins one (1) hour after no more water is detected by the water detectors.

**COMPONENTS**

- A: AIR PUSH KEYPAD**.....CG/AB2-A-MR-BUV/PUU-VU-\*\*
- B: PVC 1/8" FLEXIBLE HOSES**.....TU YAU-1/8\_AIRPUSH
- C: U.C.U UNIVERSAL CONTROL UNIT** .....
- .....UCU0-15-120/60-BV/PT/CH-N/4N-BW01
- D: OZONATOR** .....O3-120/60-N-D1+CG01/NC
- E: BLOWER** .....SL0-3-50-120/60A-N
- F: PUMP** .....PCG-7-N
- PROBE** .....CE-WD-SCREW-CM

**AIR, WHIRLPOOL AND OZONATOR SYSTEM**



**IMPORTANT:**  
15A/120V BREAKER WITH GROUND  
FAULT CIRCUIT INTERRUPTER CLASS "A".  
(ONE 15 AMP/120 VOLT CIRCUIT.)

**THIS INSTALLATION  
COMPLIES WITH UL AND  
CSA CERTIFICATIONS  
120 VOLTS**

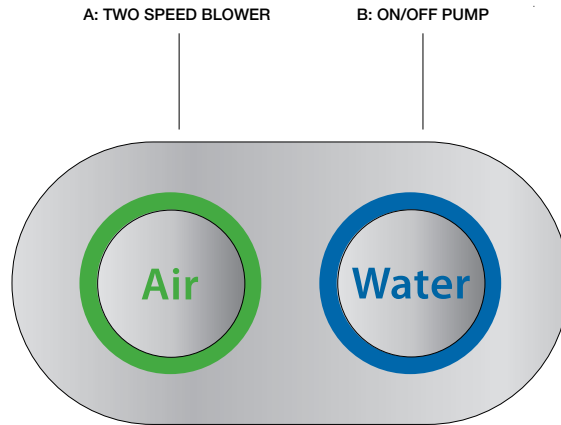
**NOTE:** \_\_\_\_\_

**SIGNATURE/DATE:** \_\_\_\_\_

# BOCA WALK-IN TUBS

## AIR, WHIRLPOOL AND OZONATOR SYSTEM

### 1 AIR PUSH KEYPAD Functions



#### 1. AIR PUSH KEYPAD FUNCTIONS

##### A: BLOWER

- 1<sup>st</sup> Press: Blower starts at high speed.
- 2<sup>nd</sup> Press: Blower changes to medium speed.
- 3<sup>rd</sup> Press: Wave mode.
- 4<sup>th</sup> Press: Blower stops.

##### B: ON/OFF PUMP

- 1<sup>st</sup> Press: The pump starts.
- 2<sup>nd</sup> Press: The pump stops.

#### ADVANCED PROGRAMMING

##### OZONATOR CLEANING CYCLE

A 15 minutes cleaning cycle begins one (1) hour after no more water is detected by the water detectors.

##### INTEGRATED 20 MINUTE AUTOMATIC TIMER

Integrated 20 minute automatic timer on the complete system. Count down starts with the last system turned on.

##### DRYING CYCLE

A 1 minute automatic drying cycle will start 20 minutes after the blower is turned off.