

EAS BACKLIT KEYPAD FUNCTIONS LED

| EAS BACKLIT KEYPAD FUNCTIONS | LED |
|---|--------------|
| 1: ComfortWarm™ System | |
| 1 st Press: The ComfortWarm™ starts at high heat. | ON |
| 2 nd Press: The ComfortWarm™ changes to medium heat. | BLINKS |
| 3 rd Press: The ComfortWarm™ changes to low heat. | BLINKS TWICE |
| 4 th Press: The ComfortWarm™ stops. | OFF |

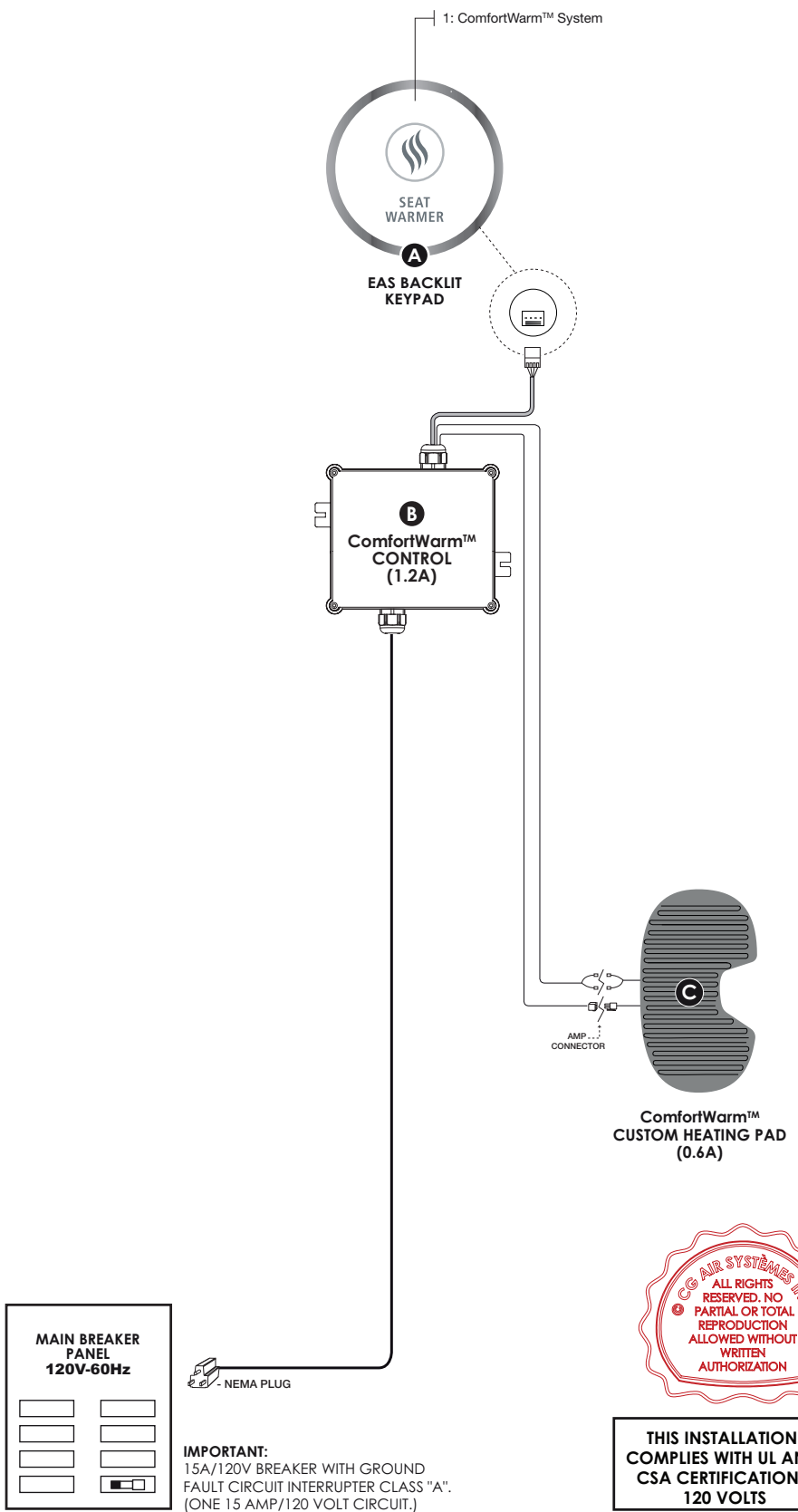
ADVANCED PROGRAMMING

INTEGRATED 30 MINUTE AUTOMATIC TIMER
Integrated 30 minute automatic timer on the system.

COMPONENTS

- A: EAS BACKLIT KEYPAD**.....BW/EAST-R-CW-VC1-**
- B: ComfortWarm™ CONTROL**CW-IC-120/60-N-TH+CG02
- C: CUSTOM ComfortWarm™ HEATING PAD**
-CW/PAD-F70W-O/20X11-FRP-MT

ComfortWarm™ System



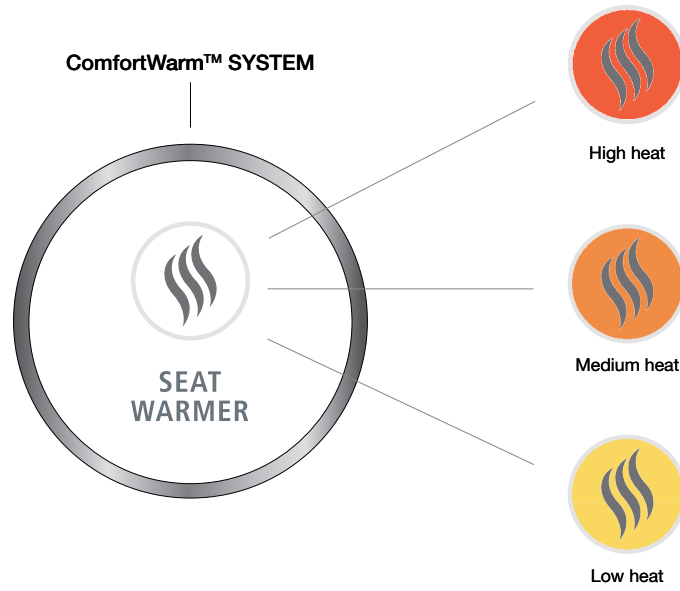
NOTE: _____

SIGNATURE/DATE: _____

BOCA WALK-IN TUBS

ComfortWarm™ SYSTEM

1 EAS BACKLIT KEYPAD Functions



1. EAS BACKLIT KEYPAD FUNCTIONS

LED

ADVANCED PROGRAMMING

ComfortWarm™ System

- 1st Press: The ComfortWarm™ starts at high heat.
- 2nd Press: The ComfortWarm™ changes to medium heat.
- 3rd Press: The ComfortWarm™ changes to low heat.
- 4th Press: The ComfortWarm™ stops.

ON
BLINKS
BLINKS TWICE
OFF

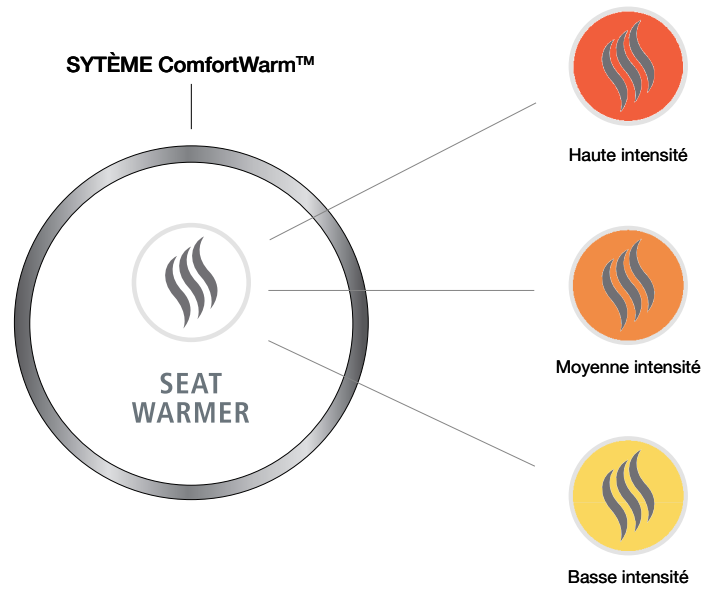
INTEGRATED 30 MINUTE AUTOMATIC TIMER

Integrated 30 minute automatic timer on the system.

BOCA WALK-IN TUBS

SYSTÈME ComfortWarm™

1 CLAVIER EAS RÉTRO-ÉCLAIRÉ Fonctions



1. FONCTIONS CLAVIER EAS RÉTRO-ÉCLAIRÉ

SYSTÈME ComfortWarm™

- 1^{ère} Pression : Le système ComfortWarm™ démarre à haute intensité.
- 2^e Pression : Le système ComfortWarm™ change pour une moyenne intensité.
- 3^e Pression : Le système ComfortWarm™ change pour une basse intensité.
- 4^e Pression : Le système ComfortWarm™ arrête.

LED

- ON
- CLIGNOTE
- CLIGNOTE
DEUX FOIS
- OFF

PROGRAMMATION AVANCÉE

MINUTERIE DE 30 MINUTES INTÉGRÉE.

Minuterie automatique de 30 minutes intégrée sur le système ComfortWarm™.